

MS22-8

*CNC multi-spindle automatic lathe
for high-productivity manufacturing*

INDEX



better.parts.faster.

INDEX MS22-8

INDEX CNC multi-spindle automatic lathe More productive with 8 spindles!

With the totally configurable INDEX MS22-8, we offer a machine concept that meets all requirements and the most stringent demands.


Eight main spindles, up to two swiveling synchronous spindles, and up to sixteen tool carriers, which can be

configured in XYZ, enable high-productivity manufacturing. All aspects of the INDEX MS22-8 were developed using state-of-the-art manufacturing technologies.

Generously dimensioned and freely accessible, the work area minimizes setup cost, especially for changeovers. Unhindered chip fall is ensured even with full tooling.



**Designed to meet precise
user requirements –
the concept behind the
INDEX MS22-8**



Machine design

- Freely accessible work area, making setup particularly easy
- Highly dynamic slide with sliding guide (X axis)
- Non-wearing Z axis, due to quills with hydrostatic support
- Front-opening machine for bar machining
- Chuck part machining with robot loading and unloading
- Directed part discharge through linear handling
- Extremely fast swiveling synchronous spindles with C axis
- Swing arm is locked in machining position by three-piece Hirth coupling ensuring maximum rigidity
- Maximum of 6 tools with swiveling synchronous spindle for rear-end machining

The key element: it's original when it originates from INDEX

Our hallmark – the spindle drum

The compact spindle drum ensures maximum precision in each position through the use of a three-piece Hirth coupling. The core is composed of eight fluid-cooled motorized spindles integrated in the spindle drum. An infinitely variable speed range, high tractive force, compact design, low maintenance, and the latest synchronous drive technology – these are the criteria that make an INDEX CNC multi-spindle automatic lathe stand out.

Independent speeds


During machining, it is always possible to program the optimum speed, which can still be varied during cutting, for each spindle position and each cutting edge of the tool. The results are optimum chipping, maximum surface quality, short production times per piece, and extended tool life. You can also machine high-strength materials that, until now, were hardly suitable for multi-spindle machines. It is also possible to make speed changes during drum indexing, thus avoiding any additional secondary processing times.

More than just turning

INDEX CNC multi-spindle automatic lathes with live tooling, C axis, and Y axis, give you access to entirely new processes, such as:

- off-center drilling and thread cutting
- inclined bores
- cross drilling
- contour milling
- hobbing (tooth cutting)
- polygon turning





ND1

ND10

ND2

ND11

ND7

ND16

ND8

ND17

Precise, fast, and flexible

Versatility is a strength of the INDEX MS22-8.

Whether complex parts or different processes are involved – almost anything is possible

- A maximum of 16 tool carriers with 1 or 2 travel axes
- Y axis (optional)
- 1 or 2 swiveling synchronous spindles
- Variable use of tool carriers for internal and external machining
- Use of several tools per tool carrier possible
- Cross machining with live tools
- C axis and multi-edge turning for extended use options

Even more possibilities for rear-end machining with a swiveling synchronous spindle

- Up to 6 tools, 3 of which are live
- Fast swiveling motion and hydraulic locking of the swiveling synchronous spindle via a Hirth coupling
- Efficient chip fall, as machining takes place outside the main work area
- Numerous possibilities using live tools in conjunction with C and Y axes, as well as an electronic shaft

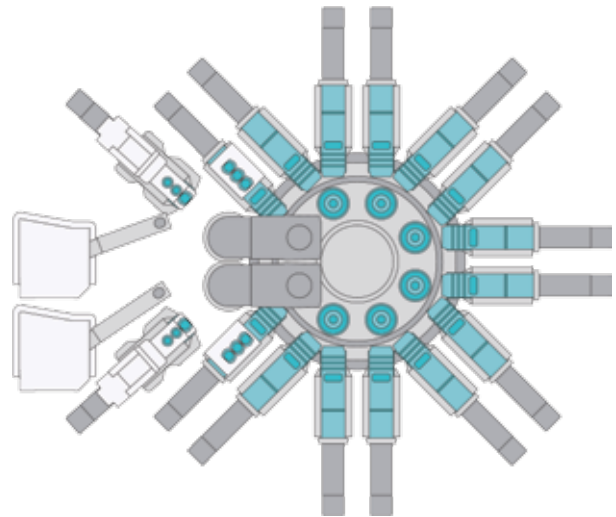
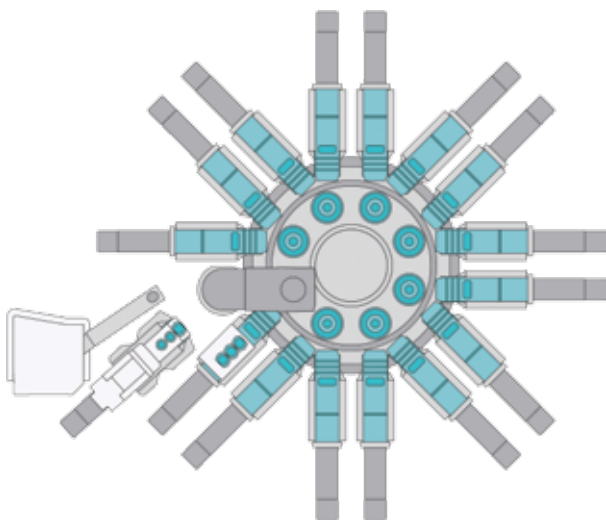
The double four-spindle machine – a highly productive upgrade option


- Additional part production time reduction due to simultaneous manufacturing of 2 workpieces
- 14 tool carriers with 1 or 2 axes (optionally also Y axis)
- 2 swiveling synchronous spindles
- 2 back-boring slides (option)
- Rear-end machining with up to 6 tools per synchronous spindle, with up to 3 spots for live tools

The same configuration level as an 8-spindle machine with simultaneous rear-end machining in two spindle positions

- Front-end machining on 6 main spindles
- Simultaneous cutoff-side machining on 2 swiveling synchronous spindles

Advantage: Reduced cycle time with time-determining rear-end machining






Simply more possibilities

The work area – virtually limitless machining capabilities for each spindle position

The tool carrier arrangement in the work area, without longitudinal sliding block, allows more than one tool to be used on each spindle. Available machining operations are therefore limited only by the tool holder. As a result, you can specify all production steps in all spindle positions. Another advantage: They have free chip fall.

Performance, as we understand it

Maximum productivity and cost-effectiveness of multi-spindle automatic lathes, combined with the precision and flexibility of CNC single-spindle lathes, is the formula for success of the INDEX MS22-8 multi-spindle automatic lathes.

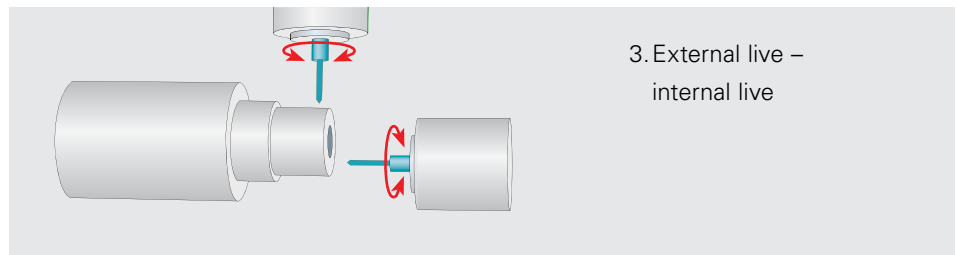


Machining examples

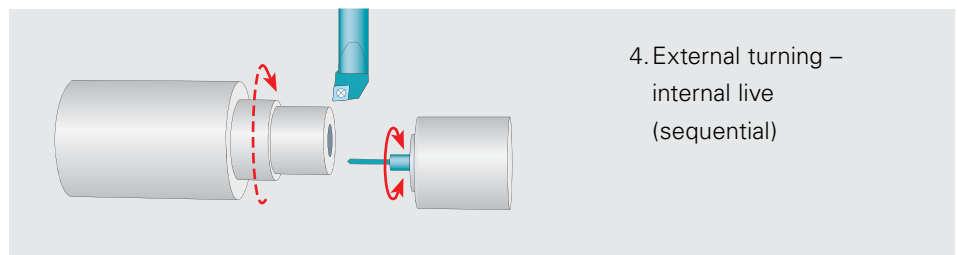
1. External turning – internal turning




2. External turning – external turning



3. External live – internal live



4. External turning – internal live (sequential)



5. External live – internal turning (sequential)

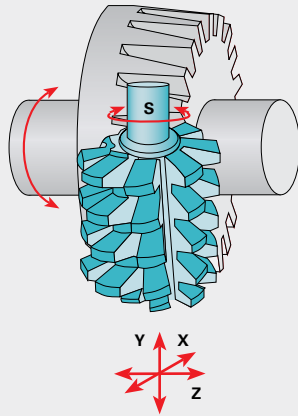


6. External live – external turning (sequential)

For the most diverse technologies

Gear cutting, hobbing

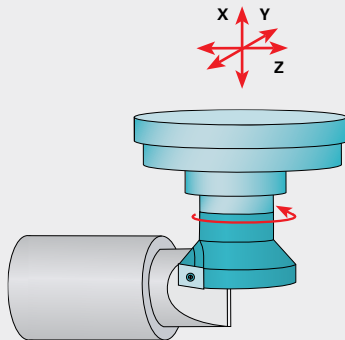
- Coupled with electronic precision
- Provides maximum stability
- Gears in correct position relative to other surfaces or shaped elements
- Any angular offset can be programmed
- Greater tool service life due to shifting with Y axis



Milling

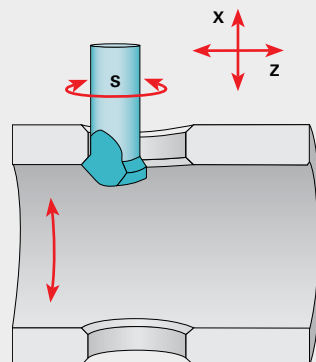
Milling with live tooling in the following variants

- Disk milling cutter in conjunction with C axis operation (transmit function)
- End milling cutter in conjunction with Y axis operation
- Plunge milling (graphic)

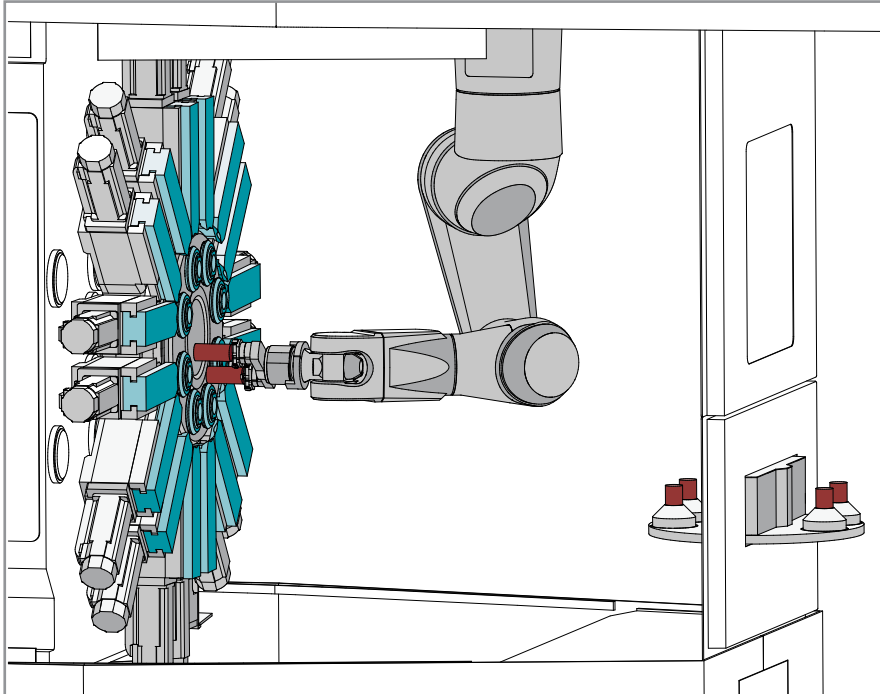


Elliptical deburring of cross-drilled holes

Uniform deburring (even chip removal) of cross-drilled holes based on interpolation of the C axis, X axis, and Z axis with live tooling.

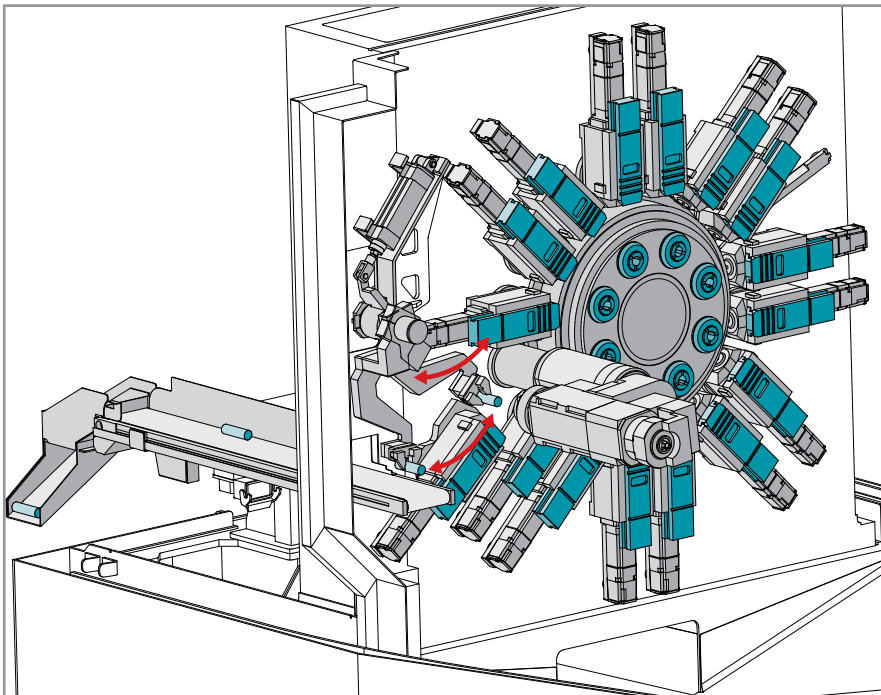


Workpiece handling systems



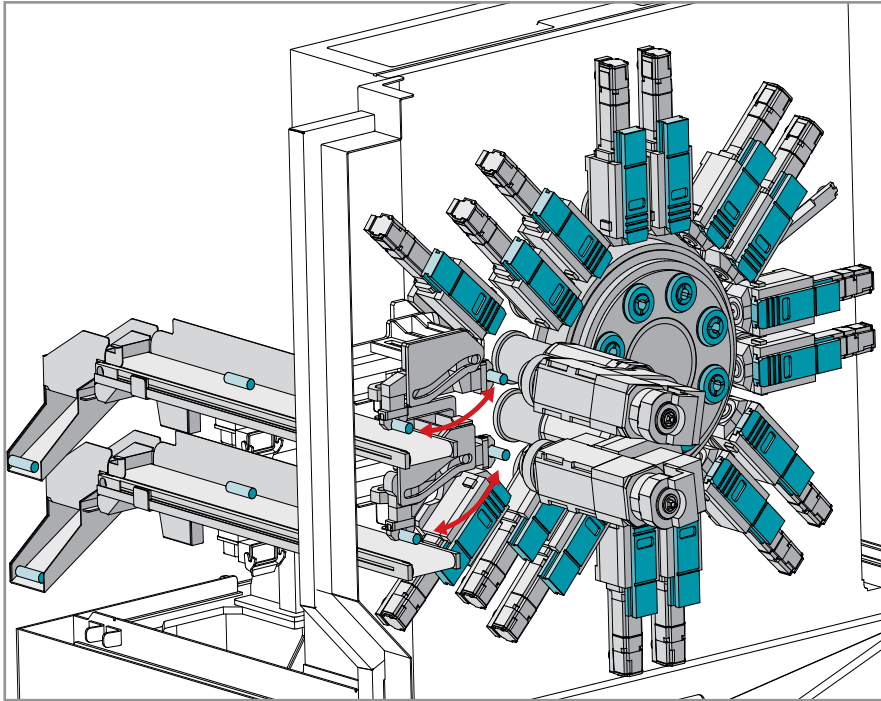
Parts feed and discharge by 6-axis robot via the swivel disk interface to the external handling system

The workpiece handling system for chuck parts and bar segments can be used for 8-spindle machining with and without synchronous spindle, as well as for double 4-spindle machining. A 4x OP10 (first side) and 4x OP20 (second side) variant, with external turning station, is also available.



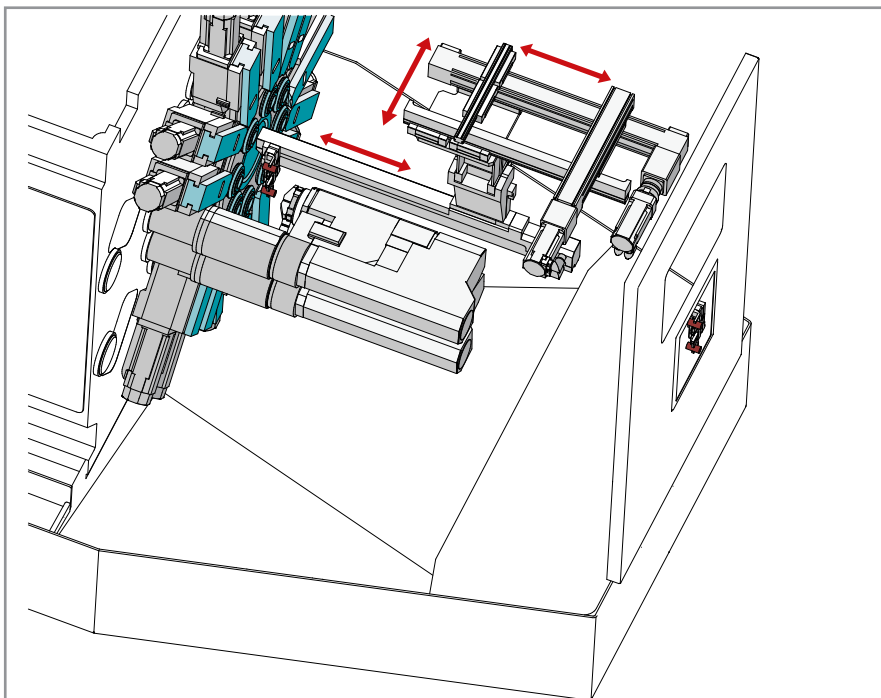
Linear shuttle with intermediate gripper for directed parts discharge from spindle position 8

Directed parts discharge from synchronous spindle in position 8, onto the internal conveyor belt



Directed parts discharge from synchronous spindle onto the internal conveyor belt

Axially-directed discharge via gripper transfers parts from the synchronous spindles in positions 7 and 8 to the internal conveyor belt for parts that may not be ejected.



Directional workpiece removal by synchronous spindle and linear shuttle

Damage-free and position-oriented delivery of components is provided from the synchronous spindle in position 8, or positions 7 and 8, to the external handling system at the front of the machine. All 3 axes of the machine-integrated handling system are NC-controlled.



The cockpit for easy integration of the machine in your business organization.



Focus on production and control – Industry 4.0 included.

The iXpanel operating concept provides access to networked production. With iXpanel, your staff always has all relevant information for efficient production right at the machine. iXpanel is already included as standard and can be individually extended. You can use iXpanel as you want it for your business organization – that’s Industry 4.0 tailored to your needs.

Future-proof.

iXpanel integrates the latest control generation SIEMENS S840D sl. Use iXpanel intuitively through an 18.5” touch monitor.



Productive.

Machine performance is maximized by optimally tuned processes in machine cycles with clear control screens. In addition, technology cycles are provided for frequently recurring machining operations and safe machine operation as well as for optimum machining quality.



Intelligent.

The machine always starts with the control home screen. Other functions can always be displayed on a second screen, and the operator enjoys direct, activity-related assistance already in the standard version, such as workpiece drawing, setup lists, programming tools, documentation, etc., right at the machine.



Virtual & open.

With the optional VPC box (industrial PC), iXpanel opens up the world of Virtual Machine and of simulation directly at the control (VM on Board). Thanks to the VPC-box (option), the machine can also be integrated easily and fully into IT networks and structures. You determine what additional applications are used on the VPC box!















CUSTOMER





18.5" TOUCHSCREEN MONITOR

STANDARD included as standard

OPTION

Industry 4.0 features

-  Order documents
-  Customer data
-  Workpiece counter
-  Production status
-  Drawings
-  Setup sheet
-  Notes
-  Information center
-  Maintenance & care
-  User management
-  Technology computer
-  Programming help

-  VPC Box
-  Virtual machine 3D simulation
-  VirtualPro Programming Studio
-  Custom applications

+ many more standard features

Technical data

Working spindles		8
Max. bar diameter	mm	22 (24)
Speed *	rpm	10,000
Power (at 100%/25% duty cycle)	kW	8.7/15
Torque (at 100% / 25% duty cycle)	Nm	10 / 18

Tool carrier		16
Slide travel X	mm	62
Slide travel Z	mm	85
Slide travel Y	mm	24

Synchronous spindle		1/2
Max. clamping diameter	mm	22 (24)
Speed *	rpm	10,000
Power (at 100%/40% duty cycle)	kW	9.2/12
Torque (at 100% / 40% duty cycle)	Nm	11 / 14
Synchronous spindle swivel angle	degrees	138
Slide travel Z	mm	120
Number of tools for rear-end machining		3/6

Optional back-boring slide		
Tool carriers for rear-end machining		1/2
Slide travel X	mm	62
Number of tools for rear-end machining of which are live		3/6 2/4

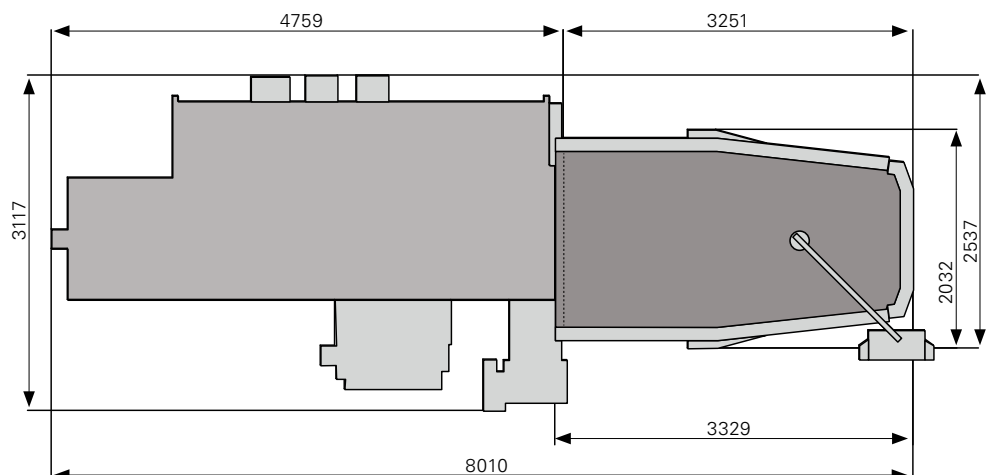
Dimensions, mass, and connected power (for maximum configuration level, without bar guide or loading magazine)		
Mass	kg	approx. 7,100
Length	mm	3,349
Width	mm	2,032
Height	mm	2,854
Connected power **		53-77 kW, 63-91 kVA, 91-131 A, 400 V, 50/60 Hz

Control	Siemens Sinumerik 840D Solution Line
----------------	--------------------------------------


Options
Polygon turning, hobbing, tool monitoring, Y axis, transmit function

* Speed limitations are necessary, depending on bar diameter, bar guide, and workpiece clamping
 ** Dependent on I/O devices

INDEX MS22-8
 INDEX MBL22-8



Headstock with slide position designation



ND1

ND10

ND2

ND11

6.1

5.2

6.2

5.1

ND12

7.1

4.2

7.2

4.1

8.1

3.2

8.2

3.1

1.1

2.2

1.2

2.1

ND7

ND8

ND17

ND16

HD5 HD6

HD7 HD8

BRAZIL // Sorocaba

INDEX Tornos Automaticos Ind. e Com. Ltda.
 Rua Joaquim Machado 250
 18087-280 Sorocaba - SP
 Phone +55 15 2102 6017
 vendas@indextornos.com.br
 br.index-traub.com

CHINA // Shanghai

INDEX Trading (Shanghai) Co., Ltd.
 No.526, Fute East 3rd Road
 Shanghai 200131
 Phone +86 21 54176637
 china@index-traub.com
 www.index-traub.cn

CHINA // Dalian

INDEX DALIAN Machine Tool Ltd.
 17 Changxin Road
 Dalian 116600
 Phone +86 411 8761 9788
 dalian@index-traub.com
 www.index-traub.cn

DENMARK // Langeskov

INDEX TRAUB Danmark
 Havretoften 1
 5550 Langeskov
 Phone +45 30681790
 b.olsen@index-traub.dk
 www.index-traub.dk

GERMANY // Esslingen

INDEX-Werke GmbH & Co. KG Hahn & Tessky
 Plochinger Strasse 92
 73730 Esslingen
 Phone +49 711 3191-0
 info@index-werke.de
 www.index-werke.de

GERMANY // Deizisau

INDEX-Werke GmbH & Co. KG Hahn & Tessky
 Plochinger Strasse 44
 73779 Deizisau
 Phone +49 711 3191-0
 info@index-werke.de
 www.index-werke.de

GERMANY // Reichenbach

INDEX-Werke GmbH & Co. KG Hahn & Tessky
 Hauffstrasse 4
 73262 Reichenbach
 Phone +49 7153 502-0
 info@index-werke.de
 www.index-werke.de

FINLAND // Helsinki

INDEX TRAUB Finland
 Hernepellontie 27
 00710 Helsinki
 Phone +35 8 108432001
 pekka.virkki@index-traub.fi
 www.index-traub.fi

FRANCE // Paris

INDEX France Sarl
 1A, Avenue du Québec/Z.A. de Courtabœuf
 91940 Les Ulis/Villebon, France
 Phone +33 1 69187676
 info@index-france.fr
 www.index-france.fr

FRANCE // Bonneville

INDEX France Sarl
 399, Av. de La Roche Parnale
 74130 Bonneville Cedex
 Phone +33 4 50256534
 info@index-france.fr
 www.index-france.fr

NORWAY // Oslo

INDEX TRAUB Norge
 Postbox 2842
 0204 Oslo
 Phone +46 8 505 979 00
 h.sars@index-traub.se
 www.index-traub.no

RUSSIA // Togliatti

INDEX RUS
 Lesnaya street 66
 445011 Togliatti
 Phone +7 8482 691 600
 info@index-rus.ru
 ru.index-traub.com

SWEDEN // Stockholm

INDEX TRAUB Nordic AB
 Fagerstagatan 2
 16308 Spånga
 Phone +46 8 505 979 00
 h.sars@index-traub.se
 www.index-traub.se

SWITZERLAND // St. Blaise

INDEX Werkzeugmaschinen (Schweiz) AG
 Av. des pâquiers 16
 2072 St. Blaise, Switzerland
 Tel. +41 (32) 756 96 10
 info@index-traub.ch
 www.index-traub.ch

SLOVAKIA // Malacky

INDEX Slovakia s.r.o.
 Vinohrádok 5359
 901 01 Malacky, Slovakia
 Phone +34 654 9840
 info@index-werke.de
 sk.index-traub.com

U.S.A. // Noblesville

INDEX Corporation
 14700 North Point Boulevard
 Noblesville, IN 46060
 Phone +1 317 770 6300
 sale@index-usa.com
 www.index-usa.com

better.parts.faster.

INDEX
TRAUB

**INDEX-Werke GmbH & Co. KG
 Hahn & Tessky**

Plochinger Strasse 92
 73730 Esslingen, Germany

Phone +49 711 3191-0
 Fax +49 711 3191-587
 info@index-werke.de
 www.index-werke.de